

CBSE AFFILIATION NO - 3330131

# SANSKAR PUBLIC SCHOOL, RAIGARH

*Identity Through Education*

KABIR CHOWK, ODISHA ROAD, RAIGARH (C.G.)

SUMMER-ASSIGNMENT  
2023-24  
CLASS - UKG

*Keep your child's brain active over break  
without let them knowing they are doing  
'Homework'*

NAME - \_\_\_\_\_

- \* This booklet contains 23 pages.
- \* Parents will make a booklet of assignments given on page no- 1 to 17.
- \* We expect creativity from our students in completing these assignment.
- \* Parents can either take printout or use A4 size paper.
- \* Parents are requested to help them and make completion of these assignment a fun task for them.
- \* Kindly submit the summer assignment booklet on the first day of school.





**Dear Parent,**

Summer holidays are here again to give us respite from the scorching heat. We hope that our children will enjoy their vacation time as well as hone their skills.

Children learn through experiences and play. There are many ways in which you can support them in gaining knowledge and understanding as well as strengthen the parent child bond.

***Some things that you as a parent can do are:***

- Take your child on a nature walk.
- Play simple games with your child.
- Make simple conversations.
- Involve them in little household chores.
- Recite a story to them.



**NOTE - TRY TO CONVERSE IN ENGLISH WITH THEM.**





*Mom and Dad during these vacations, please help me to become Independent, I want to learn how to :*

- Button up my shirt
- Put on the socks and shoes
- Follow a routine
- Eat food on my own
- Pack my bag
- Read books



*Help me imbibe these Social manners and Etiquettes please :*

- Loving the younger ones
- Wishing and welcoming guests
- Conversing freely with visitors and relatives
- Keeping the house clean and tidy
- Speaking politely
- Helping you in the household chores
- Keeping things where they belong to
- Practicing personal hygiene independently
- After eating, keeping the plate in kitchen
- Right usage of magical words like : Sorry, Thank you and Please



# All About Myself

What is your name ?

My name is \_\_\_\_\_



How old are you ?

I am \_\_\_\_\_ years old.

How are you ?

I'm \_\_\_\_\_



Where are you from ?

I am from \_\_\_\_\_

Where do you live ?

I live in \_\_\_\_\_



What school do you go to ?

I go to \_\_\_\_\_ school.

What subject do you like ?

I like \_\_\_\_\_





# Complete the missing letter

Aa

\_\_\_\_\_

Dd

Ee

\_\_\_\_\_

Gg

Hh

\_\_\_\_\_

Jj

\_\_\_\_\_

Ll

\_\_\_\_\_

\_\_\_\_\_

Oo

Pp

\_\_\_\_\_

Rr

\_\_\_\_\_

Tt

\_\_\_\_\_

Vv

\_\_\_\_\_

Xx

Yy

\_\_\_\_\_

Match the uppercase letter to its lowercase.

2



Apple

A

b



Ball

B

d



Cake

C

e



Dog

D

a



Egg

E

f



Fish

F

c

Fill in the blanks with missing  
vowel



\_ p p l \_



g r \_ p \_



b \_ n \_ n \_



b \_ r r y



p l \_ m



\_ r \_ n g \_



l \_ m \_ n



ch \_ r r y



k \_ w \_



p \_ \_ r



व्यंजन वर्णमाला पूरी कीजिए - 4




क		ग		ङ	
	ज		ञ	ट	
	ढ	ण			द
ध			फ		
म	य				श
		ह	क्ष		ज्ञ



चित्र देखकर अक्षर मिलान कीजिए

5



क

य

भ

म

ख

ट

स

अक्षर जोड़ कर शब्द लिखिए

6

म + द + न = मदन

ब + ट + न = .....

ब + द + न = .....

प + ह + न = .....

म + ट + र = .....

न + म + क = .....

श + ह + द = .....

र + ज + त = .....

ब + त + ख = .....





दिए गए चित्रों के अनुसार शब्दों की पूर्ति कीजिए

1. फ \_\_\_\_\_



7. कम \_\_\_\_\_



2. स \_\_\_\_\_ क



8. क \_\_\_\_\_ म



3. ब \_\_\_\_\_ ग \_\_\_\_\_



9. श \_\_\_\_\_ ग \_\_\_\_\_



4. र \_\_\_\_\_



10. म \_\_\_\_\_ र



5. \_\_\_\_\_ सरत



11. \_\_\_\_\_ ल



6. च \_\_\_\_\_ क






12. भ \_\_\_\_\_ न



# Subjects-Maths

8

Write the missing number between 1 to 20.





Count backwards from 20. Trace and fill in the missing numbers.

9

20				
	14			
				6
		3		


Unscramble the letters and write correct Number names. (Fine motor skills, analytical skills)

10



E N O

□ □ □



E N E V L E

□ □ □ □ □ □



W T O

□ □ □



W V E L E T

□ □ □ □ □ □



E H R T E

□ □ □ □ □ □



R I H E T T E N

□ □ □ □ □ □ □ □



R F U O

□ □ □ □ □



R O U F E T E N

□ □ □ □ □ □ □ □



E V F I

□ □ □ □ □




I F N E F T E

□ □ □ □ □ □ □ □



X I S

□ □ □ □



X I S E T N E

□ □ □ □ □ □ □ □



E V N E S

□ □ □ □ □ □ □



T E E N E S N E V

□ □ □ □ □ □ □ □ □ □



T G H E I

□ □ □ □ □ □ □



H E I G T N E E

□ □ □ □ □ □ □ □ □



E I N N

□ □ □ □ □



N E I N T E N E

□ □ □ □ □ □ □ □ □



N E T

□ □ □ □



W Y T E N T


□ □ □ □ □ □ □ □





# subject - EVS

Join the dashes to shape the vegetables and colour them.




Tomato



Bottle Gourd



Brinjal













Pumpkin



Look at the picture and name the vegetables.

- |        |          |         |         |
|--------|----------|---------|---------|
| Peas   | cucumber | tomato  | cabbage |
| carrot | onion    | pumpkin | potato  |
|        | Brinjal  | Chilli  |         |

	<input type="text"/>		<input type="text"/>
	<input type="text"/>		<input type="text"/>
	<input type="text"/>		<input type="text"/>
	<input type="text"/>		<input type="text"/>
	<input type="text"/>		<input type="text"/>



Complete the missing fruits  
name

13



app \_ e



m \_ ng \_



\_ r \_ ng \_



k \_ w \_



l \_ m \_ n



g \_ \_ va



p \_ p \_ y \_



b \_ n \_ n \_



gr \_ p \_ s




# Uses of Animals

14

Match the columns.




honeybee




donkey



hen




cow



sheep



dog



gives egg




gives honey



gives wool



carries load



guards our house



gives milk



# BACK TO SCHOOL

15

CREATE  
BUILD  
DISCOVER

EXPLORE  
DREAM  
PLAY

Here's a fun Activity  
for kids Bottle cap  
ocean scene



1. This will enhance children's creativity with an additional benefit of strengthening their fine motor skills
2. This would engage them creatively eliminating their boredom and adding a fun part in their calendar

MAKE  LEARN





# BACK TO SCHOOL

## Materials required

1. Sheet (blue) (full size)
2. Bottle cap
3. Scissors
4. Glitter tube (golden, green n red)
5. Acrylic colours (blue, red and white)
6. Craft paper (yellow)
7. Googly eye



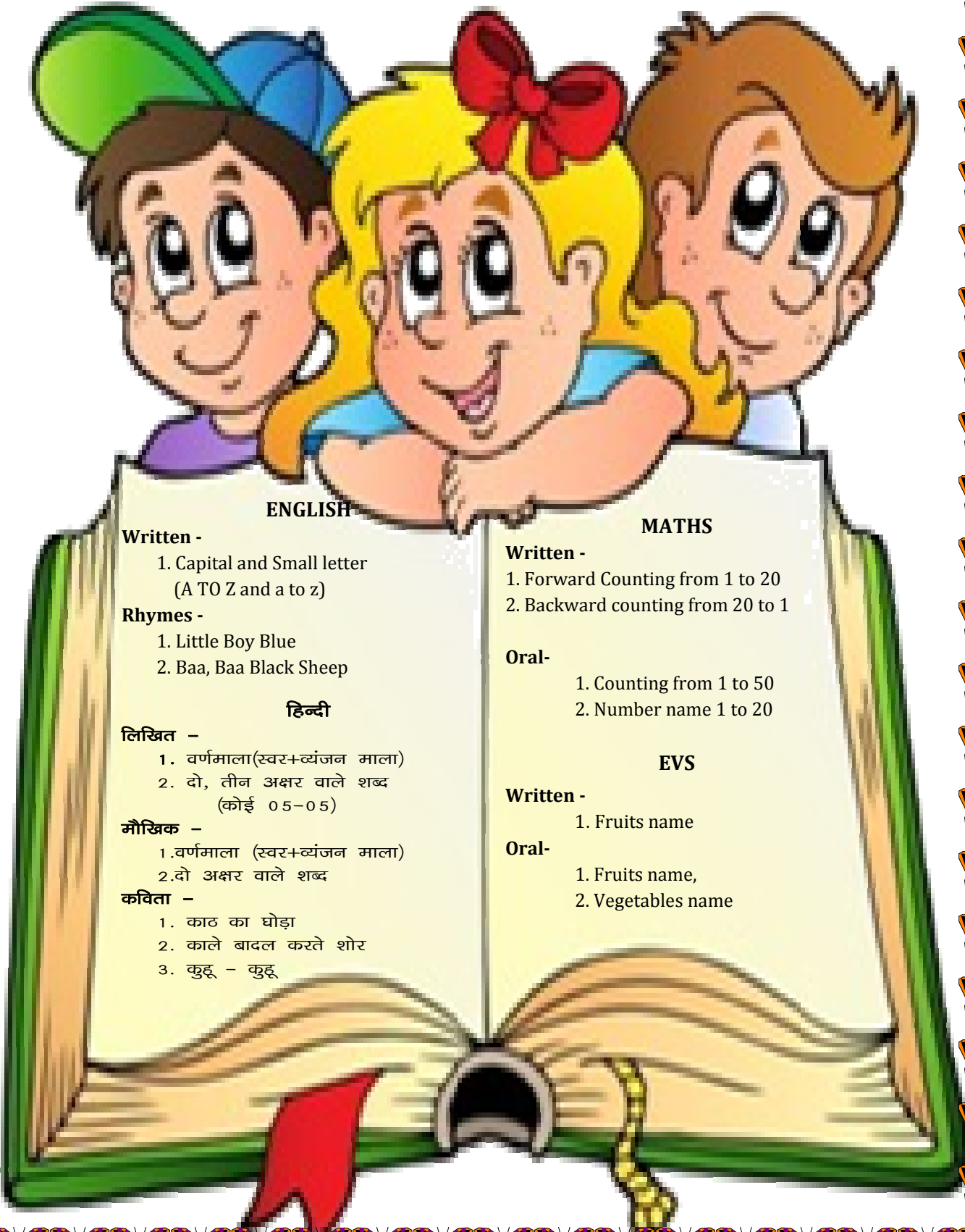


**Use Colour craft paper and make origami fan**

**17**



Note – Student will do this written work in their 3 in 1 copy and learn & practice oral work given.



### ENGLISH

#### Written -

1. Capital and Small letter  
(A TO Z and a to z)

#### Rhymes -

1. Little Boy Blue
2. Baa, Baa Black Sheep

### हिन्दी

#### लिखित -

1. वर्णमाला(स्वर+व्यंजन माला)
2. दो, तीन अक्षर वाले शब्द  
(कोई 05-05)

#### मौखिक -

1. वर्णमाला (स्वर+व्यंजन माला)
2. दो अक्षर वाले शब्द

#### कविता -

1. काठ का घोड़ा
2. काले बादल करते शोर
3. कुहू - कुहू

### MATHS

#### Written -

1. Forward Counting from 1 to 20
2. Backward counting from 20 to 1

#### Oral-

1. Counting from 1 to 50
2. Number name 1 to 20

### EVS

#### Written -

1. Fruits name

#### Oral-

1. Fruits name,
2. Vegetables name



# Happy Summer Vacation

